

3GT-SERIES

Submersible Pumps 60 HZ

Floating Stage System



SHI-SIN PUMP CO.,LTD.

TEL:886-7-3735189 FAX:886-7-3736987
No.234-5, Renlin Rd., Renwu Dist., Kaohsiung
City 81460, Taiwan, R.O.C.
<http://www.formosapump.com.tw>
E-mail: sales@formosapump.com.tw

300 series stainless steel pumps

Typical Applications

- Water supply system
- Booster
- Garden and farm irrigation
- Lowering underground water level
- Various industrial applications

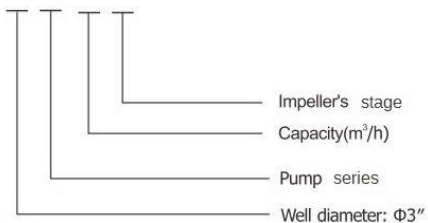
Basic Features

- Delrin[®] impeller provides high efficiency performance and abrasion resistance.
- LEXAN[®] diffuser and disc - proven abrasion resistant material.
- Ceramic shaft sleeve and rubber discharge bearing protect shaft and eliminate sand wear
- Floating stage design allows impeller to float independently ,
- Maximum water temperature :120°F /50°C

Motor

- Continuous service
- Power: 0.22 ~1.5KW(Single phase)
- Power:0.22 ~1.5KW(Three phase)
- Insulation class: B
- Protection grade: IP 68
- Minimum well diameter: $\Phi 3''$ & $\Phi 3.5''$
- Highest temperature of liquid: 40 °C

3 GT 01 08

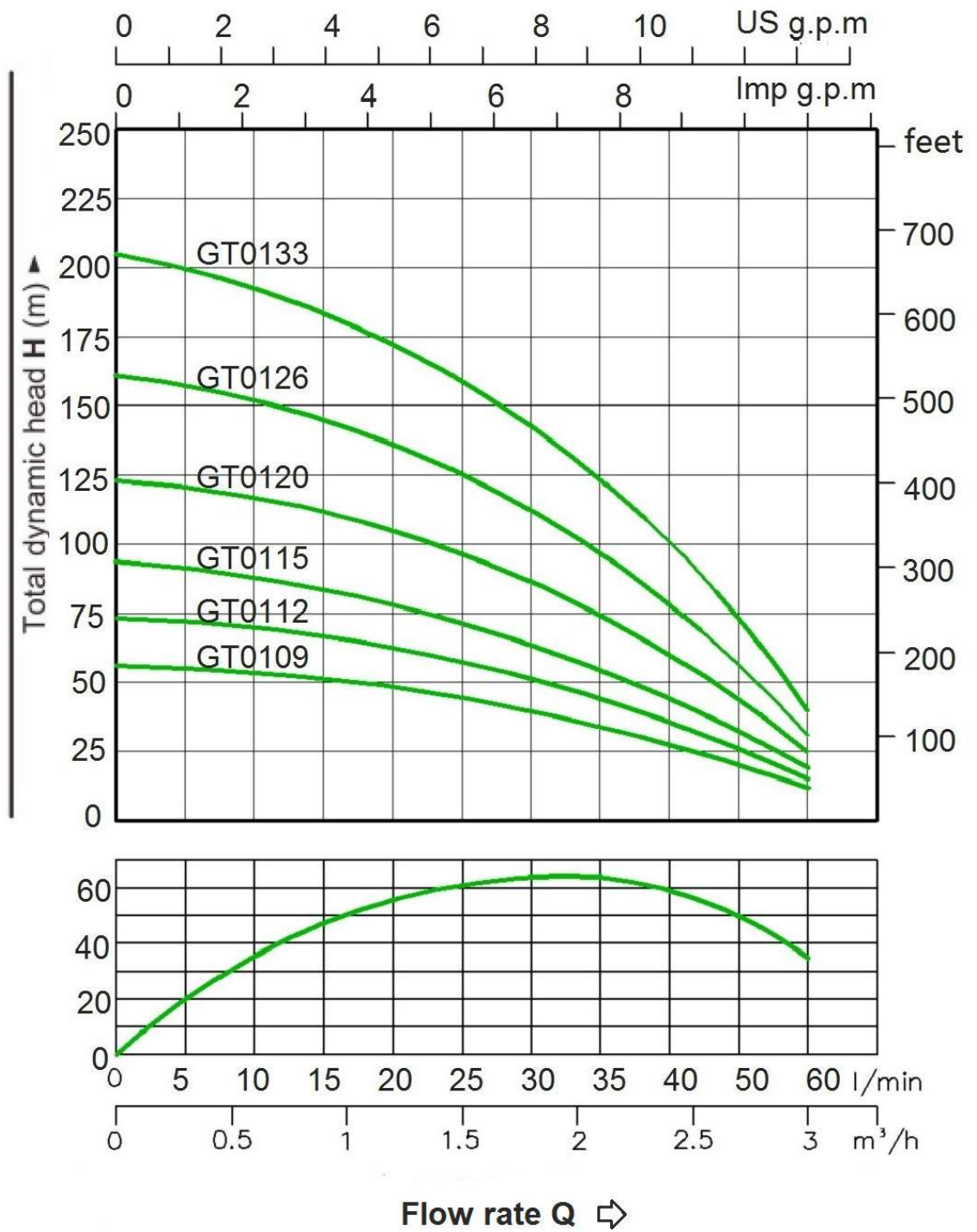
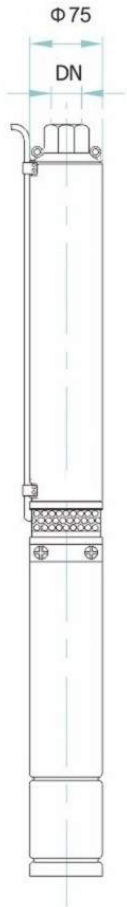


NRV - Delivery Casing

3"

GT-01

PERFORMANCE CURVES



PERFORMANCE DATA 60Hz

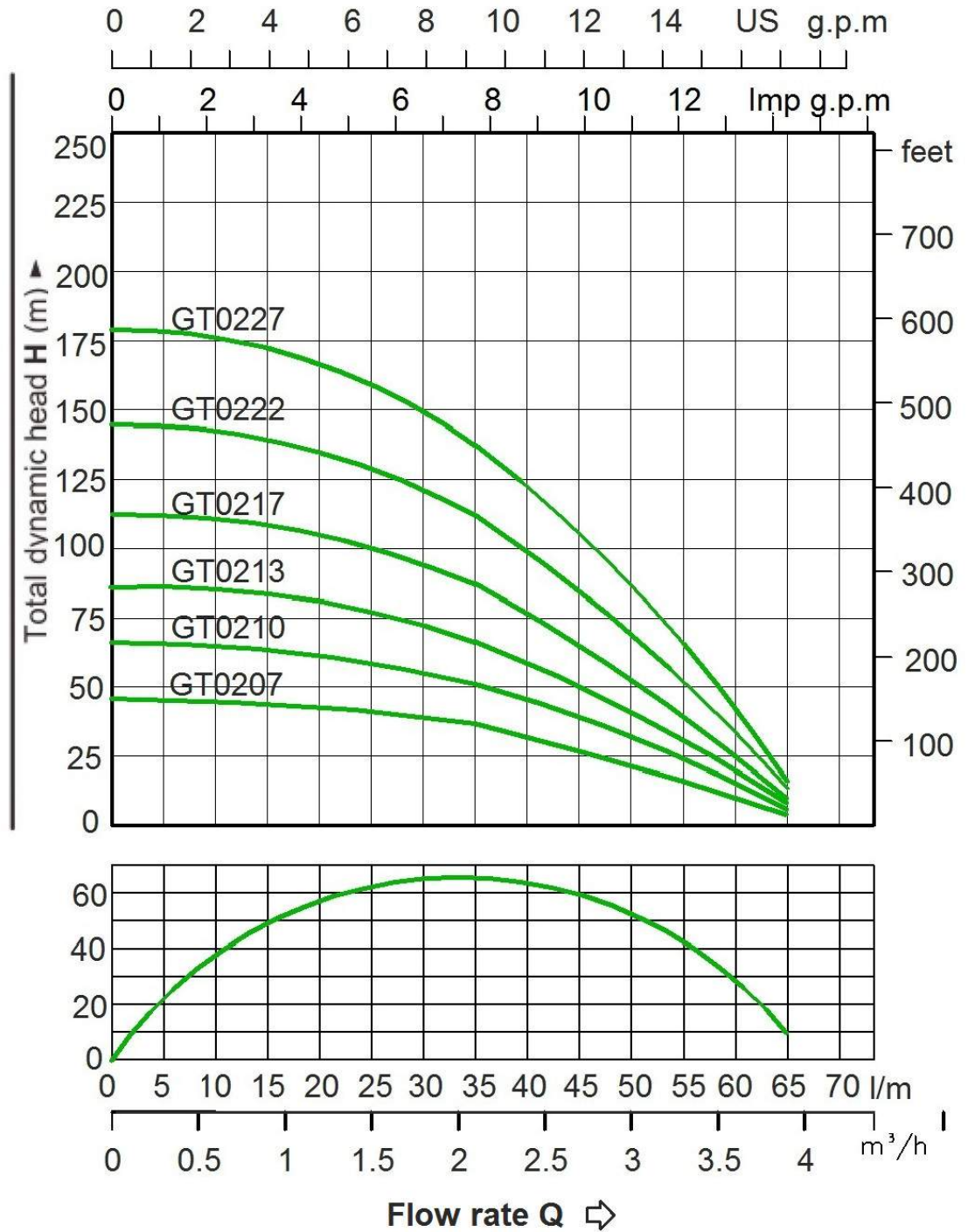
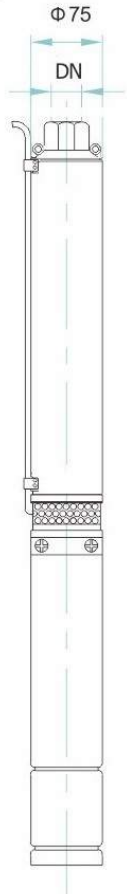
Outlet: PT 11/4"

MODEL	P		DELIVERY $\eta \approx 3450$ 1/min											
	KW	HP	Q	M ³ /h										
				0	0.6	0.9	1.2	1.5	1.8	2.1	2.4	2.7	3	
GT0109	0.25	0.33	H(m)	0	10	15	20	25	30	35	40	45	50	
GT0112	0.37	0.5		56	52	49	47	44	40	35	29	20	11	
GT0115	0.55	0.75		74	70	66	62	58	53	46	38	26	15	
GT0120	0.75	1		93	87	82	78	73	66	58	48	33	19	
GT0126	1.1	1.5		124	116	109	104	97	88	77	64	44	25	
GT0133	1.5	2		161	151	142	135	126	114	100	83	57	33	
				205	191	180	172	160	145	127	106	73	42	

3"

GT-02

PERFORMANCE CURVES



PERFORMANCE DATA 60Hz

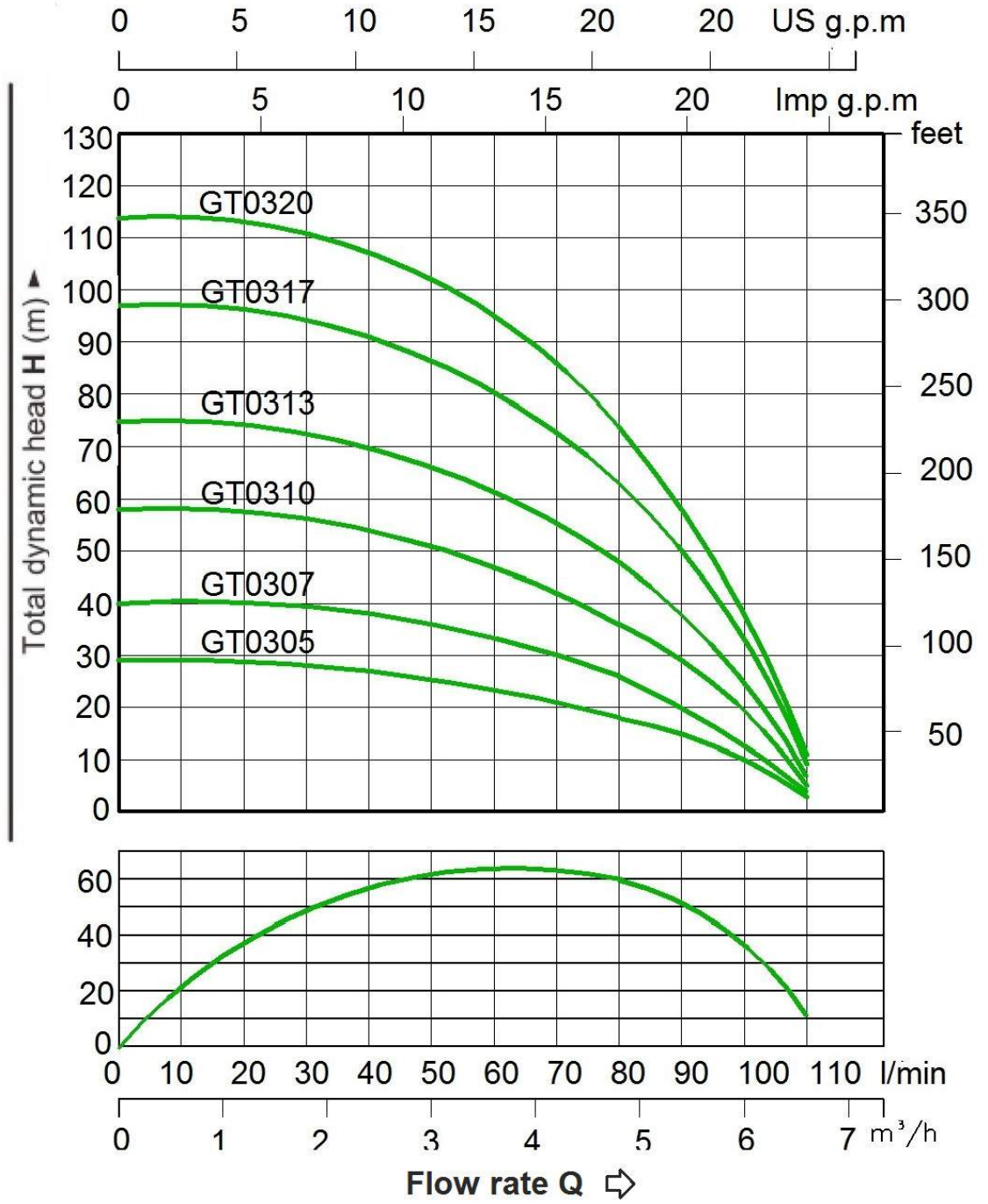
Outlet: PT 11/4"

MODEL	P		DELIVERY $\eta \approx 3450$ 1/min											
	KW	HP	Q	M ³ /h l/m	0	0.9	1.2	1.5	1.8	2.1	2.4	2.7	3.3	3.9
GT0207	0.25	0.33	H(m)	0	46	44	43	41	39	36	32	27	16	4
GT0210	0.37	0.5		0	66	64	62	59	56	51	46	39	24	6
GT0213	0.55	0.75		0	86	83	81	76	73	66	60	50	31	8
GT0217	0.75	1		0	112	108	105	100	95	87	78	66	40	10
GT0222	1.1	1.5		0	145	140	136	129	123	112	101	85	52	13
GT0227	1.5	2		0	178	171	167	159	151	138	124	105	63	16

3"

GT-03

PERFORMANCE CURVES



PERFORMANCE DATA 60HZ

Outlet: PT 11/4"

MODEL	P		DELIVERY $\eta \approx 3450$ 1/min												
	KW	HP	Q	H(m)											
				M³/h l/m	0	1.2	2.4	3	3.6	4.2	4.8	5.4	6	6.6	
GT0305	0.25	0.33	H(m)	0	29	28	27	26	24	22	18	15	8	3	
GT0307	0.37	0.5		0	40	39	38	36	34	31	26	20	12	4	
GT0310	0.55	0.75		0	58	56	54	52	49	45	37	29	17	5	
GT0313	0.75	1		0	75	73	70	67	63	58	48	38	22	7	
GT0317	1.1	1.5		0	97	96	91	88	82	76	63	50	29	9	
GT0320	1.5	2		0	114	112	108	103	97	89	74	58	34	11	